


Worksheet 2/1

Name: _____

Write the correct note name under each note:



Example:



Write the correct left hand fingering under each note:

Example:



 : fermata; hold note beyond indicated duration
 : tie; hold note for joint duration

Identify the following symbols and explain what to do when you see them:

 :

 :

 :

 :

Performance Portion:

Be able to play C through G with correct left hand fingerings and good tone.

Quiz 2/1

Name: _____

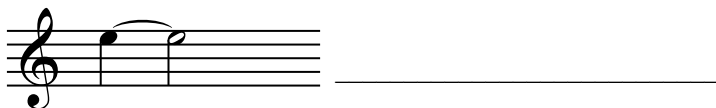
1. Write the correct note name under each note from this C Major Scale:



2. Identify the following symbol by name and explain what to do when you see it:



3. Identify the following line that connects these two notes:



Performance Portion:

1. Play the following notes with the correct left hand finger:



2. Play a 5-note C Scale with correct right and left hand fingerings and with good tone:

