

Sight-Reading Level 8

5th Position High A, B, & C

New Notes:

A musical staff in treble clef with a key signature of one sharp (F#) and a 4/4 time signature. It shows three notes: A (string ①, fret 5), B (string ①, fret 7), and C (string ①, fret 8). Each note is a half note with a circled finger number (1, 3, and 4 respectively) above it.

Play the following exercises while singing the letter names aloud:

A musical staff in treble clef with a key signature of one sharp (F#) and a 4/4 time signature. It shows six notes: A, A, A, B, B, C. Above the first A is a circled '1', above the first B is a circled '3', and above the C is a circled '4'. A dashed line labeled 'V*' is above the notes. An arrow labeled 'Left hand finger #' points to the first A. Below the staff, the text reads: "say out loud: 'A' 'A' 'A' 'B' 'B' 'C'".

*Roman numerals indicate **position**. A position indicator tells us where to place left hand finger 1. Roman numeral I (1) indicates **first position**. This means to position left hand finger 1 above fret 1. In the example above, V (5) indicates **fifth position**. This means to position left hand finger 1 above fret 5, allowing us to play A with 1, B with 3, and C with 4.

1

Exercise 1: A musical staff in treble clef with a key signature of one sharp (F#) and a 4/4 time signature. It shows an ascending and descending scale starting from A. Above the first A is a circled '1', above the first B is a circled '3', and above the first C is a circled '4'. A dashed line labeled 'V' is above the notes.

2

Exercise 2: A musical staff in treble clef with a key signature of one sharp (F#) and a 4/4 time signature. It shows an ascending and descending scale starting from A. Above the first A is a circled '1', above the first B is a circled '3', and above the first C is a circled '4'. A dashed line labeled 'V' is above the notes. Fingerings are indicated by circled numbers: 1, 3, 1, 4, 3, 1, 4, 3, 1.

3

Exercise 3: A musical staff in treble clef with a key signature of one sharp (F#) and a 3/4 time signature. It shows an ascending and descending scale starting from A. Above the first A is a circled '1', above the first B is a circled '3', and above the first C is a circled '4'. A dashed line labeled 'V' is above the notes. Fingerings are indicated by circled numbers: 1, 3, 4.

4

Exercise 4: A musical staff in treble clef with a key signature of one sharp (F#) and a 2/4 time signature. It shows an ascending and descending scale starting from A. Above the first A is a circled '4', above the first B is a circled '1', and above the first C is a circled '3'. A dashed line labeled 'V' is above the notes. Fingerings are indicated by circled numbers: 4, 1, 3.

Old Notes, New Places

5th Position E, F, & G

Old Notes:

I -----

New Places:

V -----

string ② fret 5 string ② fret 6 string ② fret 8

*Circled numbers are **string indicators**. In first position (I) we find E, F, and G on string ①. In fifth position (V) we find E, F, and G on string ②.

Play and Say:

Old Notes:

5 I -----

i m i m i m i

New Places:

6 V -----

i m i m i m i

7 I -----

i m i

8 V -----

i m

9 V -----

i m

10 V -----

i m i

11 V -----

i m i m i m

E, F, & G pg.2

12 V ^② *i*

2 1 4 3 3 3

repeated *m* finger avoids awkward string crossing

13 V ^② *i* *m* *i* ^① *m* *i* *m* *i* ^② *m* *i* *m* *i*

1 2 4 1 3 4 4 3 1 4 2 1

14 V ^① *i* *m* *i* ^② *m* ^① *i* *m* *i* *m* *i* ^② *m* *i* *m* *i*

① 1 2 4 4 1 3 4 4 2 1 4 2

15 V *i* *m* *i* *m* *i* *m* *i* *m* *i* *m* *i* *m* *i* *m* *i* *m* *i* *m*

① 1 3 4 2 4 3 4 2 0 4 1 4

shift V I

① ↑ ↑ string ② string ②
fret 3 fret 1

16 V *m* *i* *m* *i* *m* *i* *m* *i* *m* *i* *m* *i* *m* *i* *m*

① 1 3 4 1 2 4 2 4

17 V *m* *i* *m* *i* *m* *i* *m* *i* *m* *i* *m* *i* *m* *i* *m* *i*

2 1 2 4 1 3 2 4 1 3 4 4

E, F, and G pg.3

notice key signature

18

begin with *m* to avoid an awkward string crossing later

19

fingering avoids left hand "jump" between the same fret on adjacent strings

20

fingering avoids left hand "jump" between the same fret on adjacent strings

21

Old Notes, New Places

Middle C & D in 5th Position

Old Notes:

Musical notation for 'Old Notes' in 4/4 time. The first measure shows Middle C (C4) on the first line, with a circled '2' below it and 'I C' above. The second measure shows D (D4) on the second line, with a circled '4' below it and 'D' above.

New Places:

Musical notation for 'New Places' in 4/4 time. The first measure shows Middle C (C5) on the fifth line, with a circled '3' below it and 'V C' above. The second measure shows D (D5) on the sixth line, with a circled '3' below it and 'D' above.

Middle C is found very near the center of a piano keyboard. In our case, 'middle' refers to the notes that are in the middle of the guitar's range (not the lowest, not the highest)

22

Exercise 22: Musical notation in 2/4 time. It shows a scale starting on Middle C (C4) in 1st position. Fingerings are indicated as 1, 2, 3, 4, 3, 2, 1, 4, 3, 2, 1. Above the notes are 'I' and '2' with 'i' and 'm' below them.

23

Exercise 23: Musical notation in 2/4 time. It shows a scale starting on Middle C (C5) in 5th position. Fingerings are indicated as 1, 3, 2, 1, 3, 2, 1, 3, 2, 1, 3. Above the notes are 'V' and '3' with 'i' and 'm' below them.

C Major Scale

24

Exercise 24: Musical notation in 4/4 time. It shows a C Major scale in 5th position. Fingerings are indicated as 3, 2, 1, 4, 3, 2, 1, 4, 3, 2, 1, 3. Above the notes are 'V' and '3' with 'i', 'm', and 'i' below them.

25

Exercise 25: Musical notation in 4/4 time. It shows a C Major scale in 5th position with slurs and accents. Fingerings are indicated as 3, 1, 4, 2, 1, 3, 2, 1, 3, 4, 3, 2, 1, 3. Above the notes are 'V' and '3' with 'i', 'm', 'i', 'm', 'i', 'm' below them.

26

Exercise 26: Musical notation in 4/4 time. It shows a C Major scale in 5th position with slurs and accents. Fingerings are indicated as 4, 1, 2, 4, 1, 3, 2, 4, 2, 1, V, 2, 4, 3, 4. Above the notes are 'V' and '3' with 'i', 'm', 'i', 'm' below them.

27

Exercise 27: Musical notation in 3/4 time. It shows a C Major scale in 5th position with slurs and accents. Fingerings are indicated as 1, 4, 2, 3, 2, 3, 1, 3, 2, 1, 3. Above the notes are 'V' and '3' with 'i', 'm', 'i', 'm' below them.

Middle C & D in 5th position, pg. 2

28

V ^②
i m

29

V
m i

30

V
m i m i

31

32

m i m i m i m

33

barline cancels
sharps and flats (# and ♭)

34

i m i m i m i m i m i m i m

Old Notes, New Places

Middle G, A & B in 5th Position

Old Notes:

③ G A B

New Places:

④ G (stretch) A B

string ④ string ④ string ④

fret 5 fret 7 fret 9

"Middle B" (open string ②) is also on fret 9 of string ④. In 5th position the left hand must stretch to reach fret 9. It is easier to stretch between left hand fingers 1 and 2 than it is between fingers 3 and 4. Play the A on string ④, fret 7 with left hand finger 2, allowing finger 4 to reach B on string ④, fret 9.

35 V m i m

36 V

G Major Scale

37 V

fingering avoids left hand "jump" between the same fret on adjacent strings

38 V

39 V

stretch stretch no longer needed stretch stretch no longer needed

Middle G, A & B in 5th position, pg. 2

40 V

(4)

41 V

(3)

42 V

(4)

43 V

44 V

45 V p i m i a m i m

crunch

46 V

(4) (3) (2) (1)

The Other "Middle B": Another common way to play "middle B" from 5th position is to shift down to 4th position and play it on string ③, fret 4 with finger 1. This avoids the stretch.

Old Way:
(stretching)

Musical notation for the 'Old Way' (stretching) in 4/4 time. It shows a V chord with notes B4, C5, D5, E5, F5, G5. Fingerings are 1, 2, 4, 1, 3. Circled numbers 4 and 3 are below the notes.

New Way:
(shifting)

Musical notation for the 'New Way' (shifting) in 4/4 time. It shows a V chord (B4, C5, D5, E5, F5, G5) and an IV chord (B3, C4, D4, E4, F4, G4). Fingerings are 1, 3, 1, 2, 4, 2, 1, 3, 1. Circled numbers 4, 3, and 4 are below the notes.

47

Musical notation for exercise 47 in 3/4 time. It shows a V chord (B4, C5, D5, E5, F5, G5) and an IV chord (B3, C4, D4, E4, F4, G4). Fingerings are 1, 3, 1, 2, 4. Circled numbers 4 and 3 are below the notes.

48

Musical notation for exercise 48 in 2/4 time. It shows an IV chord (B3, C4, D4, E4, F4, G4) and a V chord (B4, C5, D5, E5, F5, G5). Fingerings are 2, 1, 4, 2, 1, 2, 4. Circled numbers 2 and 3 are below the notes.

49

Musical notation for exercise 49 in 4/4 time. It shows an IV chord (B3, C4, D4, E4, F4, G4) and a V chord (B4, C5, D5, E5, F5, G5). Fingerings are 4, 2, 1, 4, 2, 1, 3, 1, 3. Circled numbers 4 and 3 are below the notes.

50

Musical notation for exercise 50 in 4/4 time. It shows a V chord (B4, C5, D5, E5, F5, G5) and an IV chord (B3, C4, D4, E4, F4, G4). Fingerings include triplets and 3, 1, 1, 4, 3, 3, 3, 2, 1, 3, 3. Circled numbers 4, 3, and 4 are below the notes.

51

Musical notation for exercise 51 in 4/4 time. It shows an IV chord (B3, C4, D4, E4, F4, G4) and a V chord (B4, C5, D5, E5, F5, G5). Fingerings include 3, 2, 4, 1, 2, 4, 1, 3, 1-1, 1-1, 3. Circled numbers 4 and 3 are below the notes.

You Decide: Perform exercises 54-63 in position V. No fingerings are indicated. If middle B is present, decide if you will "shift" or "stretch." Write in left hand fingerings if asked by your teacher.

52



53



54



55



56



You decide, pg 2

57




58



59



60



61



Old Notes, New Places:

Low A, B, C, D, E & F in 5th Position

62

I

0 2 3 0 2 3

5 4

63

V

1 3 4 1 3 4

6 5

64

I

0 3 2 2 0 3 2 0

5 4 5 4 5 4 5

65

V

1 4 3 3 1 4 1 4 3 1

6 5 6 5 6 5 6

66

V

5 6 5 6 4 3 1 4 4 1 4 4 1 4 3 4 1

67

V

4 1 3 3 1 4 3 1 4 1 4

6 5 6 5 6 6 5 6 5

68

V

4 4 1 4 3 3 3 3 3 3 3 3 3 3 3 3 3

5 6 5 6 3 3

Old Notes, New Places pg. 2

69

V

1
⑥

70

V

⑤

71

V

⑤

72

V

1
⑥

73

V

⑤

2 octave, 5th position, C Major scale

74

V

6 5 4

75

V

5 4 2

76

V

4 6

77

V

78

V

3 3 3 3

Examples in various positions with shifting

Op. 60, no. 16
Andante (♩ = 86)

Matteo Carcassi

79 *mp dolce mf > simile >*

80

81 Prelude F. Chopin


82 Abbe Stadler Beethoven

solemn ♩ = ca. 140

83 I beg you... Beethoven

Examples in various positions with shifting pg. 2

84




IV 4 1 shift V 3 1 4 2 4 1 shift 2 4 4 4 3 4

④ ③ ② ③ ④

Infinite Joy

Franz Schubert


85



V ② ① ② ① ③ ② ① ② ③ ④ ②

① ② ③ ① ② ③ ② ① ② ③ ④ ②

86




3 3 3 3 3 3 3 3 3 3 3 3

Lambada

Miroslav Loncar

87



V ① ② ① ② ③ ① ② ① ② ③ ② ① ②

① ② ① ② ③ ② ① ② ③ ② ① ②

mf *mf*

Examples pg. 3

88

Musical notation for Example 88, featuring a treble clef, a key signature of one sharp (F#), and a 4/4 time signature. The piece consists of a single melodic line with two triplet markings over eighth notes.

89

RV 93, I
Allegro ♩ = 112

Vivaldi

Musical notation for Example 89, featuring a treble clef, a key signature of one sharp (F#), and a 4/4 time signature. The piece is in 3/4 time and consists of a single melodic line with various fingering numbers (1-4) and dynamic markings (*mf*, *p*, *f*). It includes Roman numerals II, III, and IV indicating fingerings for specific notes.

90

Amusement

Horetzky

Musical notation for Example 90, featuring a treble clef, a key signature of one sharp (F#), and a 3/4 time signature. The piece consists of a single melodic line with various fingering numbers (1-4) and dynamic markings (*f*, *p*). It includes Roman numerals V, II, and III indicating fingerings for specific notes.

Examples pg. 4

91 Caprice #13 Legnani

V i m i m

f *dolce* *rall.*

92 Eine Kleine Nachtmusik Mozart

II - - - -

f

93 Spanish Dance no.5 Granados

V

i m i m i m i m m i i m i m i m a i

p i m i 3 i m i m

p i m i 3 *i m i m*